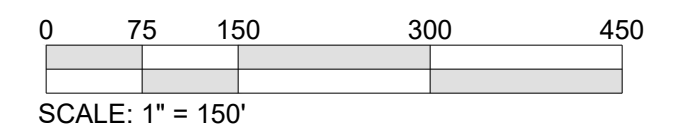


# WALDORF SPORTS PARK



## KEY ELEMENTS

- |                                       |   |  |  |   |
|---------------------------------------|---|--|--|---|
| <b>1</b> WAYPOINT SIGNAGE / ART WORK  | <b>6</b> CHILDREN'S HALF COURT BASKETBALL | <b>11</b> RENTAL PAVILION LAWN                     | <b>16</b> WALKING / BIKING TRAILS WITH EXERCISE STATIONS | <b>21</b> RECREATIONAL BUILDING ±59,500 SF  |
| <b>2</b> FULL COURT BASKETBALL COURTS | <b>7</b> 3v3 BASKETBALL COURTS            | <b>12</b> WOODED MULTI-AGED IMAGINATION PLAYGROUND | <b>17</b> EXISTING REGULATED WETLAND AREAS               | <ul style="list-style-type: none"> <li>MULTI-USE SURFACE, STRIPED FOR: (2) TENNIS OR (8) PICKLE BALL COURTS AND (2) BASKETBALL OR (2) VOLLEYBALL COURTS</li> <li>BATH / LOCKER ROOM FACILITIES</li> <li>PARKS DEPARTMENT OFFICE SPACE</li> <li>STORAGE AREAS</li> </ul> |
| <b>3</b> FOOD TRUCK AREAS             | <b>8</b> PARK MAINTENANCE BUILDING        | <b>13</b> COMMUNITY STAGE / EVENT LAWN             | <b>18</b> RESTROOM FACILITIES                            | <b>22</b> RENTAL PAVILIONS  |
| <b>4</b> PICKLE BALL COURTS           | <b>9</b> MULTI-USE FIELDS                 | <b>14</b> ADULT & JUNIOR NINJA / OBSTACLE COURSES  | <b>19</b> PAVILION / SHADE STRUCTURES                    |   |
| <b>5</b> SENSORY PLAYGROUND           | <b>10</b> ADA ACCESSIBLE PLAYGROUND       | <b>15</b> ALL BREEDS DOG PARK                      | <b>20</b> PEDESTRIAN BRIDGE CROSSINGS                    |   |




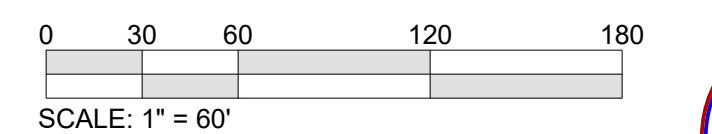
# WALDORF SPORTS PARK

ENLARGEMENT AREA 'A'



## KEY ELEMENTS

- 1** WAYPOINT SIGNAGE / ART WORK
- 2** FULL COURT BASKETBALL COURTS
- 3** FOOD TRUCK AREAS
- 4** PICKLE BALL COURTS
- 5** SENSORY PLAYGROUND
- 6** CHILDREN'S HALF COURT BASKETBALL
- 7** 3v3 BASKETBALL COURTS
- 15** ALL BREEDS DOG PARK
- 16** WALKING / BIKING TRAILS WITH EXERCISE STATIONS
- 17** EXISTING REGULATED WETLAND AREAS
- 19** PAVILION / SHADE STRUCTURES
- 20** PEDESTRIAN BRIDGE CROSSINGS
- 21** RECREATIONAL BUILDING ±59,500 SF
  - MULTI-USE SURFACE, STRIPED FOR: (2) TENNIS OR (8) PICKLE BALL COURTS AND (2) BASKETBALL OR (2) VOLLEYBALL COURTS
  - BATH / LOCKER ROOM FACILITIES
  - PARKS DEPARTMENT OFFICE SPACE
  - STORAGE AREAS

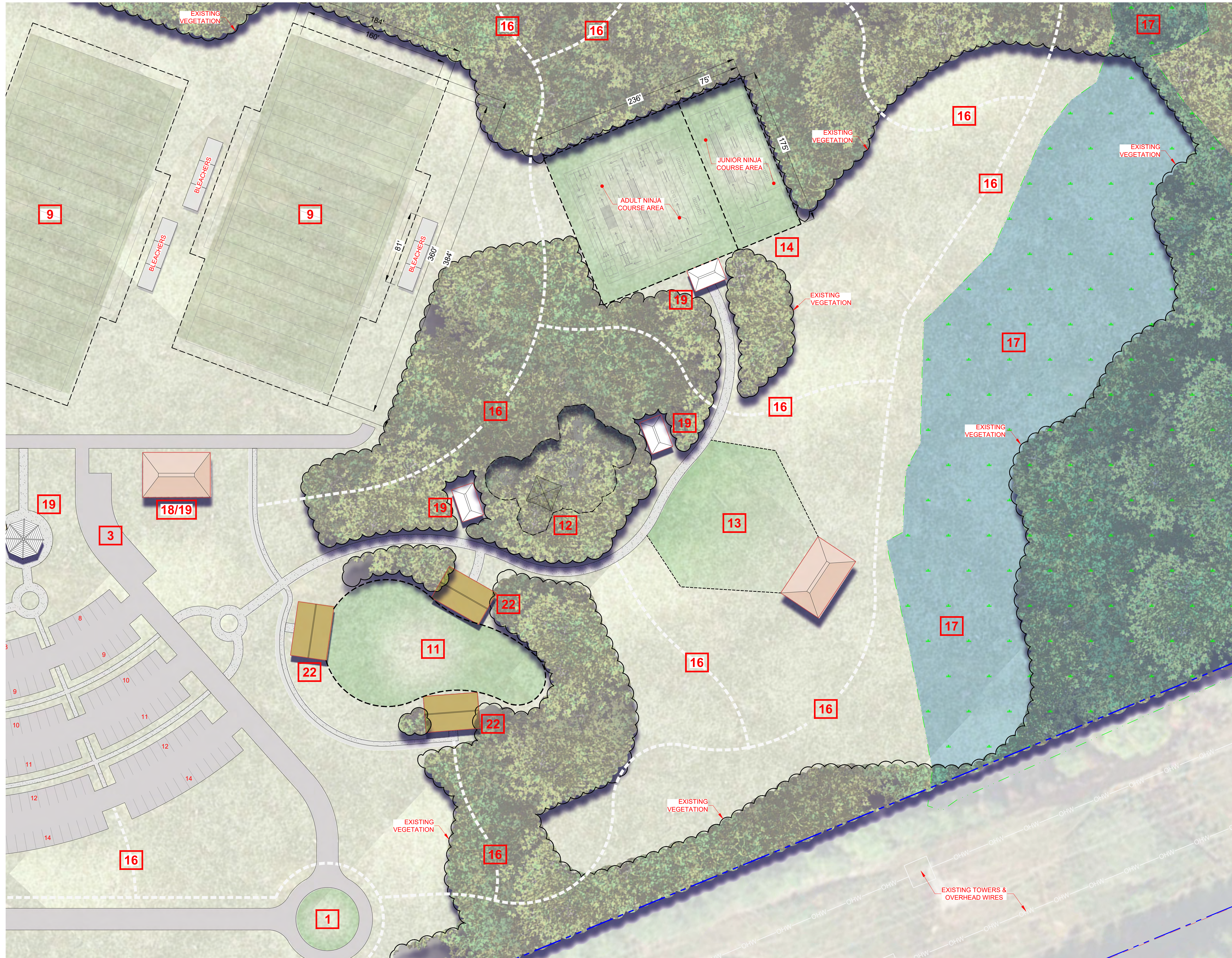


**VISTA**  
DESIGN, INC.

Engineers, Architects, Surveyors, Landscape Architects, Land Planning Consultants

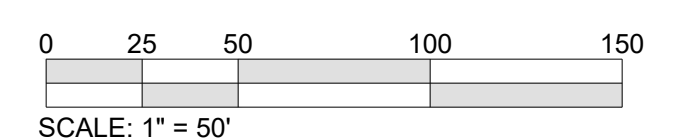
# WALDORF SPORTS PARK

ENLARGEMENT AREA 'B'



## KEY ELEMENTS

- 1** WAYPOINT SIGNAGE / ART WORK
- 3** FOOD TRUCK AREAS
- 9** MULTI-USE FIELDS
- 11** RENTAL PAVILION LAWN
- 12** WOODED MULTI-AGED IMAGINATION PLAYGROUND
- 13** COMMUNITY STAGE / EVENT LAWN
- 14** ADULT & JUNIOR NINJA / OBSTACLE COURSES
- 16** WALKING / BIKING TRAILS WITH EXERCISE STATIONS
- 17** EXISTING REGULATED WETLAND AREAS
- 18** RESTROOM FACILITIES
- 19** PAVILION / SHADE STRUCTURES
- 22** RENTAL PAVILIONS



**VISTA**  
DESIGN, INC.

Engineers, Architects, Surveyors, Landscape Architects, Land Planning Consultants